








Features

- Blue/Black Powder Coated Frame
- Premium Nylon Upholstery
- Fixed PVC padded armrest
- Height Adjustable Footrest
- 8" front Solid Composite Castors
- 22" rear spoke and aluminium Solid Wheels
- Dual Brakes
- Fixed Seatbelt
- Durable Plastic footrest

Premium Basic Wheelchair Powder Coated

Product Code : MEPBBC1

| SIZE (cm) |  |  |  |  |  |  |  |
|-----------|---|---|---|---|---|---|---|
| MEPBWC1 | 66.5 | 21 | 88 | 93 | 110 | 93x21x86 | 13.5 15.2 |